



QUARTERLY INVESTMENT REPORT

For the Quarter Ended

June 30, 2019

Prepared by
Valley View Consulting, L.L.C.

The investment portfolio of the Town of Trophy Club is in compliance with the Public Funds Investment Act and the Investment Policy and Strategies.

Cheryl Davenport

Investment Officer/Director of Finance

April Duwall

Chief Financial Analyst

Disclaimer: These reports were compiled using information provided by the Town. No procedures were performed to test the accuracy or completeness of this information. The market values included in these reports were obtained by Valley View Consulting, L.L.C. from sources believed to be accurate and represent proprietary valuation. Due to market fluctuations these levels are not necessarily reflective of current liquidation values. Yield calculations are not determined using standard performance formulas, are not representative of total return yields, and do not account for investment advisor fees.

Strategy Summary

Quarter End Results by Investment Category:

| Asset Type | Ave. Yield | March 31, 2019 | | June 30, 2019 | | |
|-----------------|------------|----------------------|----------------------|---------------|----------------------|----------------------|
| | | Book Value | Market Value | Ave. Yield | Book Value | Market Value |
| Demand Accounts | 2.34% | \$ 498,884 | \$ 498,884 | 2.30% | \$ 1,087,808 | \$ 1,087,808 |
| Pools | 2.59% | 12,615,993 | 12,615,993 | 2.60% | 10,530,497 | 10,530,497 |
| CDs/Securities | 2.57% | 6,308,119 | 6,307,641 | 2.67% | 5,439,349 | 5,439,868 |
| Totals | | \$ 19,422,996 | \$ 19,422,518 | | \$ 17,057,653 | \$ 17,058,173 |

Current Quarter Average Yield (1)

| | |
|------------------------------|-------|
| Total Portfolio | 2.60% |
| Rolling Three Month Treasury | 2.36% |
| Rolling Six Month Treasury | 2.43% |
| TexPool | 2.38% |

Interest Revenue (Approximate)

| | |
|------------------------------|------------|
| Quarterly Interest Income | \$ 116,672 |
| Year-to-date Interest Income | \$ 315,234 |

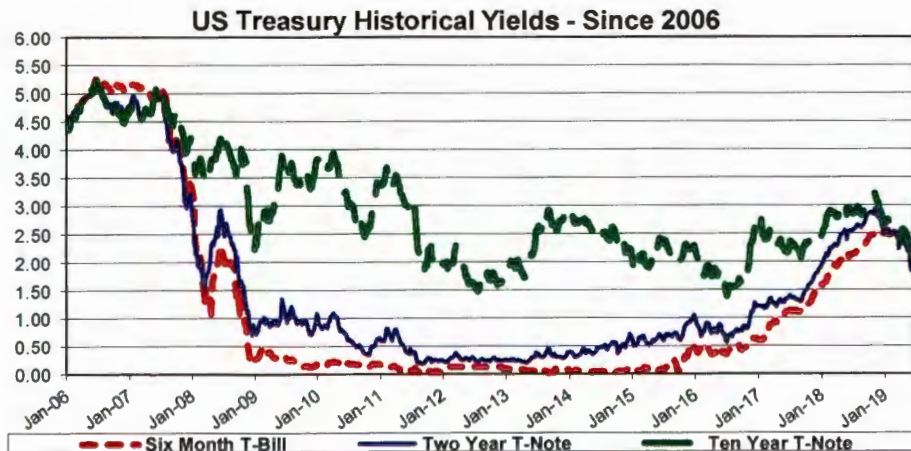
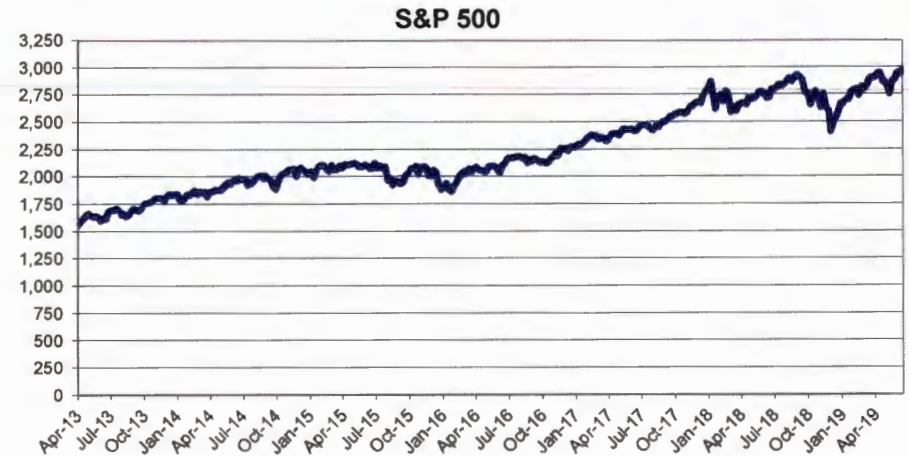
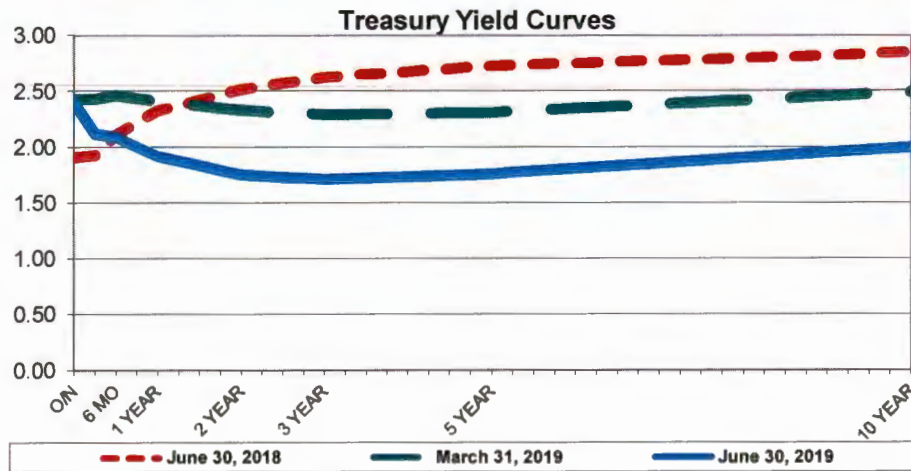
Fiscal Year-to-Date Average Yield (2)

| | |
|------------------------------|-------|
| Total Portfolio | 2.52% |
| Rolling Three Month Treasury | 2.39% |
| Rolling Six Month Treasury | 2.44% |
| TexPool | 2.36% |

(1) Average Yield calculated using quarter end report yields and adjusted book values and does not reflect a total return analysis or account for advisory fees.

(2) Fiscal Year-to-Date Average Yields calculated using quarter end report yields and Book Values and does not reflect a total return analysis or account for advisory fees.

The Federal Open Market Committee (FOMC) maintained the Fed Funds target range 2.25% - 2.50% (Effective Fed Funds are trading +/-2.40%). The Futures Market projects multiple decreases beginning later this summer. Gradual FRB portfolio reduction continues by limiting reinvestment of maturing holdings, but that strategy will end this summer. May Non Farm Payroll only generated 75,000 new jobs, lowering the three month rolling average to 151k. Crude oil bounced up and down this spring around +/- \$60. The Stock Markets reached new highs. Overall economic activity, including housing, remains mostly favorable but mixed. The inverted Yield Curve continues towards lower yields.



Investment Holdings

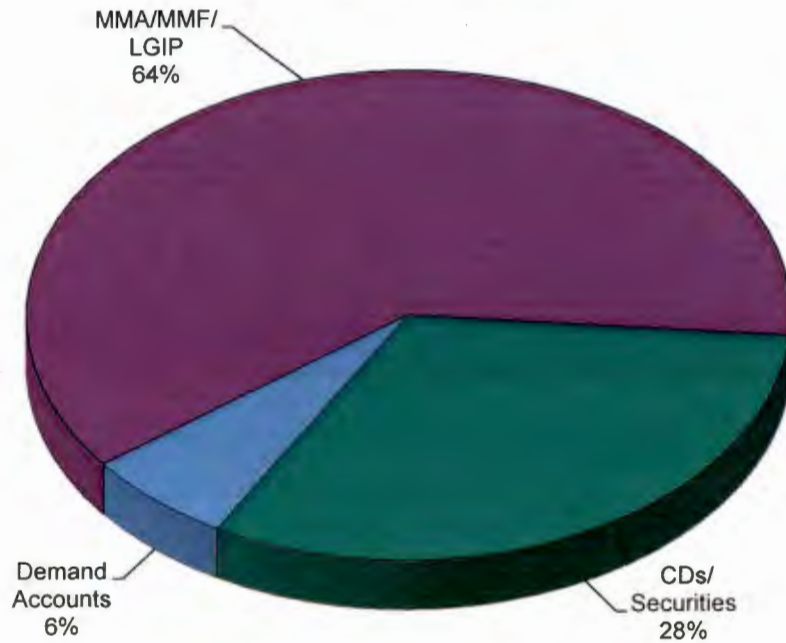
June 30, 2019

| Description | Ratings | Coupon/ Discount | Maturity Date | Settlement Date | Par Value | Book Value | Market Price | Market Value | Life (days) | Yield |
|---------------------------------|---------|---------------------|------------------|--------------------|----------------------|----------------------|-----------------|----------------------|----------------|--------------|
| Wells Fargo - Cash | | 0.00% | 07/01/19 | 06/30/19 | \$ 3,676 | \$ 3,676 | 1.00 | \$ 3,676 | 1 | 0.00% |
| Wells Fargo - Sweep | | 2.30% | 07/01/19 | 06/30/19 | 1,084,131 | 1,084,131 | 1.00 | 1,084,131 | 1 | 2.30% |
| Financial Northeastern Co. Cash | | 0.00% | 07/01/19 | 06/30/19 | 5,300 | 5,300 | 1.00 | 5,300 | 1 | 0.00% |
| InterBank Money Market | | 2.31% | 07/01/19 | 06/30/19 | 249,553 | 249,553 | 1.00 | 249,553 | 1 | 2.31% |
| InterBank Insured Cash Sweep | | 2.74% | 07/01/19 | 06/30/19 | 5,921,409 | 5,921,409 | 1.00 | 5,921,409 | 1 | 2.74% |
| TexPool LGIP | AAAm | 2.38% | 07/01/19 | 06/30/19 | 2,799,539 | 2,799,539 | 1.00 | 2,799,539 | 1 | 2.38% |
| TexasCLASS LGIP | AAAm | 2.50% | 07/01/19 | 06/30/19 | 1,554,696 | 1,554,696 | 1.00 | 1,554,696 | 1 | 2.50% |
| East West Bank CD | | 2.31% | 07/16/19 | 04/16/18 | 359,906 | 359,906 | 100.00 | 359,906 | 16 | 2.31% |
| East West Bank CD | | 2.74% | 07/19/19 | 10/16/18 | 721,062 | 721,062 | 100.00 | 721,062 | 19 | 2.78% |
| Origin Bank CD | | 2.72% | 08/21/19 | 02/21/19 | 2,013,265 | 2,013,265 | 100.00 | 2,013,265 | 52 | 2.75% |
| AmEx Savings Bank CD | | 1.75% | 08/29/19 | 08/29/17 | 247,000 | 247,000 | 99.91 | 246,765 | 60 | 1.75% |
| East West Bank CD | | 2.72% | 09/13/19 | 09/13/18 | 510,961 | 510,961 | 100.00 | 510,961 | 75 | 2.76% |
| LegacyTexas Bank CD | | 2.40% | 10/17/19 | 04/17/18 | 205,676 | 205,676 | 100.00 | 205,676 | 109 | 2.43% |
| LegacyTexas Bank CD | | 2.50% | 01/17/20 | 04/17/18 | 205,915 | 205,915 | 100.00 | 205,915 | 201 | 2.53% |
| Bank OZK CDARS | | 2.76% | 02/06/20 | 02/07/19 | 975,565 | 975,565 | 100.00 | 975,565 | 221 | 2.80% |
| Morgan Stanley Bank CD | | 2.65% | 04/20/20 | 04/19/18 | 200,000 | 200,000 | 100.38 | 200,754 | 295 | 2.65% |
| | | | | | \$ 17,057,653 | \$ 17,057,653 | | \$ 17,058,173 | 31 | 2.60% |
| | | | | | | | | | (1) | (2) |

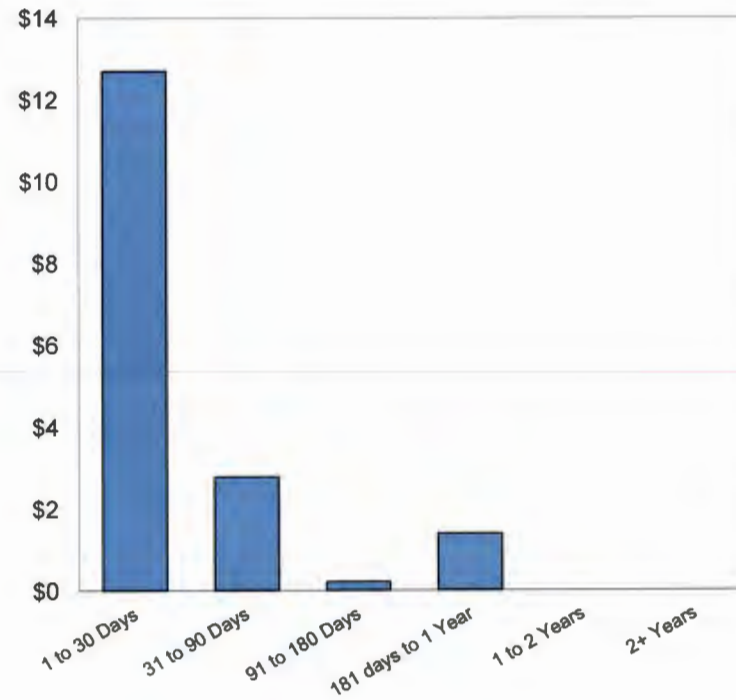
(1) **Weighted average life** - For purposes of calculating weighted average life, bank accounts, pools and money market funds are assumed to have an one day maturity.

(2) **Weighted average yield to maturity** - The weighted average yield to maturity is based on adjusted book value, realized and unrealized gains/losses and investment advisory fees are not considered. The yield for the reporting month is used for bank accounts, pools and money market funds.

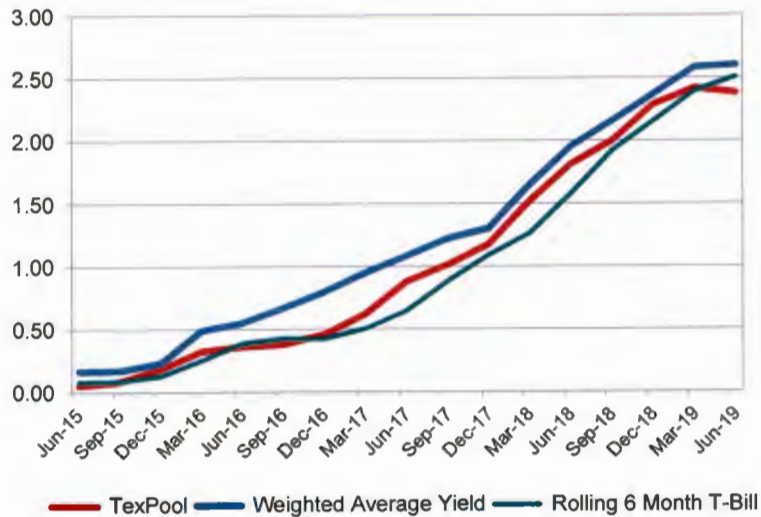
Portfolio Composition



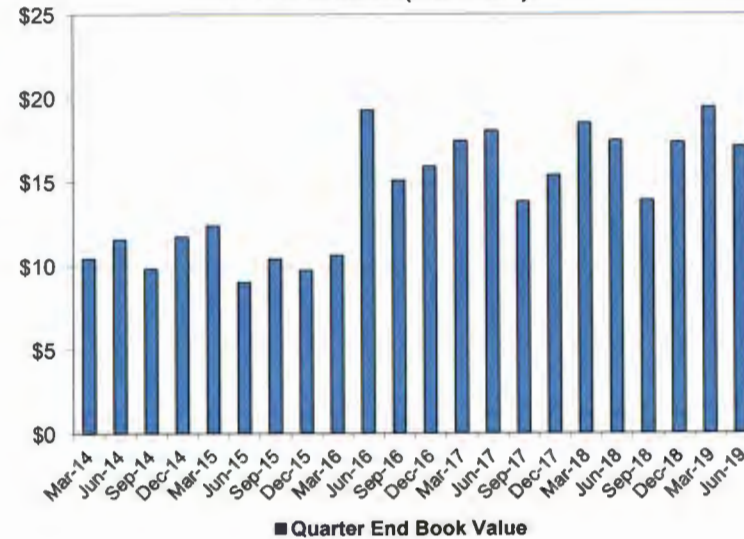
Distribution by Maturity (Millions)



Total Portfolio Performance



Total Portfolio (Millions)



Book Value Comparison

| Description | Coupon/ Discount | Maturity Date | March 31, 2019 | | Purchases/ Adjustments | Sales/Adjust/ Call/Maturity | June 30, 2019 | |
|---------------------------------|---------------------|------------------|-----------------------------|----------------------|---------------------------|--------------------------------|-----------------------------|----------------------|
| | | | Original Face\ Par Value | Book Value | | | Original Face\ Par Value | Book Value |
| Wells Fargo - Cash | 0.00% | 07/01/19 | \$ 7,295 | \$ 7,295 | \$ - | \$ (3,619) | \$ 3,676 | \$ 3,676 |
| Wells Fargo - Sweep | 2.30% | 07/01/19 | 491,589 | 491,589 | 592,542 | | 1,084,131 | 1,084,131 |
| Financial Northeastern Co. Cash | 0.00% | 07/01/19 | 2,657 | 2,657 | 2,643 | | 5,300 | 5,300 |
| InterBank Money Market | 2.31% | 07/01/19 | 249,571 | 249,571 | | (18) | 249,553 | 249,553 |
| InterBank Insured Cash Sweep | 2.74% | 07/01/19 | 6,603,208 | 6,603,208 | | (681,799) | 5,921,409 | 5,921,409 |
| TexPool LGIP | 2.38% | 07/01/19 | 3,714,743 | 3,714,743 | | (915,204) | 2,799,539 | 2,799,539 |
| TexasCLASS LGIP | 2.50% | 07/01/19 | 2,043,264 | 2,043,264 | | (488,569) | 1,554,696 | 1,554,696 |
| Dreyfus Money Market Fund | 0.00% | 07/01/19 | 2,549 | 2,549 | | (2,549) | - | - |
| East West Bank CD | 2.24% | 04/16/19 | 408,684 | 408,684 | | (408,684) | - | - |
| UBS Bank USA CD | 2.10% | 04/19/19 | 249,000 | 249,000 | | (249,000) | - | - |
| Ally Bank Midvale UT CD | 1.55% | 04/29/19 | 244,000 | 244,000 | | (244,000) | - | - |
| East West Bank CD | 2.31% | 07/16/19 | 357,839 | 357,839 | 2,067 | | 359,906 | 359,906 |
| East West Bank CD | 2.74% | 07/19/19 | 716,153 | 716,153 | 4,909 | | 721,062 | 721,062 |
| Origin Bank CD | 2.72% | 08/21/19 | 2,000,000 | 2,000,000 | 13,265 | | 2,013,265 | 2,013,265 |
| AmEx Savings Bank CD | 1.75% | 08/29/19 | 247,000 | 247,000 | | | 247,000 | 247,000 |
| East West Bank CD | 2.72% | 09/13/19 | 507,508 | 507,508 | 3,453 | | 510,961 | 510,961 |
| LegacyTexas Bank CD | 2.40% | 10/17/19 | 204,436 | 204,436 | 1,239 | | 205,676 | 205,676 |
| LegacyTexas Bank CD | 2.50% | 01/17/20 | 204,623 | 204,623 | 1,292 | | 205,915 | 205,915 |
| Bank OZK CDARS | 2.76% | 02/06/20 | 968,875 | 968,875 | 6,690 | | 975,565 | 975,565 |
| Morgan Stanley Bank CD | 2.65% | 04/20/20 | 200,000 | 200,000 | | | 200,000 | 200,000 |
| TOTAL | | | \$ 19,422,996 | \$ 19,422,996 | \$ 628,099 | \$ (2,993,442) | \$ 17,057,653 | \$ 17,057,653 |

Market Value Comparison

| Description | Maturity Date | March 31, 2019 | | | Qtr to Qtr Change | June 30, 2019 | | |
|---------------------------------|---------------|--------------------------|--------------|-------------------|--------------------|--------------------------|--------------|-------------------|
| | | Original Face\ Par Value | Market Price | Market Value | | Original Face\ Par Value | Market Price | Market Value |
| Wells Fargo - Cash | 07/01/19 | \$ 7,295 | 1.00 | \$ 7,295 | \$ (3,619) | \$ 3,676 | 1.00 | \$ 3,676 |
| Wells Fargo - Sweep | 07/01/19 | 491,589 | 1.00 | 491,589 | 592,542 | 1,084,131 | 1.00 | 1,084,131 |
| Financial Northeastern Co. Cash | 07/01/19 | 2,657 | 1.00 | 2,657 | 2,643 | 5,300 | 1.00 | 5,300 |
| InterBank Money Market | 07/01/19 | 249,571 | 1.00 | 249,571 | (18) | 249,553 | 1.00 | 249,553 |
| InterBank Insured Cash Sweep | 07/01/19 | 6,603,208 | 1.00 | 6,603,208 | (681,799) | 5,921,409 | 1.00 | 5,921,409 |
| TexPool LGIP | 07/01/19 | 3,714,743 | 1.00 | 3,714,743 | (915,204) | 2,799,539 | 1.00 | 2,799,539 |
| TexasCLASS LGIP | 07/01/19 | 2,043,264 | 1.00 | 2,043,264 | (488,569) | 1,554,696 | 1.00 | 1,554,696 |
| Dreyfus Money Market Fund | 07/01/19 | 2,549 | 1.00 | 2,549 | (2,549) | - | 1.00 | - |
| East West Bank CD | 04/16/19 | 408,684 | 100.00 | 408,684 | (408,684) | - | - | - |
| UBS Bank USA CD | 04/19/19 | 249,000 | 99.99 | 248,980 | (248,980) | - | - | - |
| Ally Bank Midvale UT CD | 04/29/19 | 244,000 | 99.94 | 243,851 | (243,851) | - | - | - |
| East West Bank CD | 07/16/19 | 357,839 | 100.00 | 357,839 | 2,067 | 359,906 | 100.00 | 359,906 |
| East West Bank CD | 07/19/19 | 716,153 | 100.00 | 716,153 | 4,909 | 721,062 | 100.00 | 721,062 |
| Origin Bank CD | 08/21/19 | 2,000,000 | 100.00 | 2,000,000 | 13,265 | 2,013,265 | 100.00 | 2,013,265 |
| AmEx Savings Bank CD | 08/29/19 | 247,000 | 99.73 | 246,341 | 425 | 247,000 | 99.91 | 246,765 |
| East West Bank CD | 09/13/19 | 507,508 | 100.00 | 507,508 | 3,453 | 510,961 | 100.00 | 510,961 |
| LegacyTexas Bank CD | 10/17/19 | 204,436 | 100.00 | 204,436 | 1,239 | 205,676 | 100.00 | 205,676 |
| LegacyTexas Bank CD | 01/17/20 | 204,623 | 100.00 | 204,623 | 1,292 | 205,915 | 100.00 | 205,915 |
| Bank OZK CDARS | 02/06/20 | 968,875 | 100.00 | 968,875 | 6,690 | 975,565 | 100.00 | 975,565 |
| Morgan Stanley Bank CD | 04/20/20 | 200,000 | 100.18 | 200,350 | 404 | 200,000 | 100.38 | 200,754 |
| TOTAL | | 19,422,996 | | 19,422,518 | (2,364,345) | 17,057,653 | | 17,058,173 |

Allocation
June 30, 2019
Book Value

| | Total | General Fund | Debt Service | Storm Drainage Utility | EDC | 2010 Tax Notes | Hotel Occupancy Tax | Parkland Dedication |
|---------------------------------|----------------------|---------------------|---------------------|------------------------------|-------------|-------------------|---------------------------|------------------------|
| Wells Fargo - Cash | \$ 3,676 | \$ 3,676 | \$ - | \$ - | \$ - | \$ - | \$ - | \$ - |
| Wells Fargo - Sweep | 1,084,131 | 1,084,131 | - | - | - | - | - | - |
| Financial Northeastern Co. Cash | 5,300 | - | - | - | - | - | - | - |
| InterBank Money Market | 249,553 | 124,776 | - | - | - | - | - | - |
| InterBank Insured Cash Sweep | 5,921,409 | 3,490,920 | - | - | - | - | - | - |
| TexPool LGIP | 2,799,539 | 599,716 | 1,629,572 | 527,321 | - | 42,930 | - | - |
| TexasCLASS LGIP | 1,554,696 | 488,529 | - | - | - | - | 589,643 | 476,524 |
| Dreyfus Money Market Fund | - | - | - | - | - | - | - | - |
| 07/16/19-East West Bank CD | 359,906 | - | - | - | - | - | - | - |
| 07/19/19-East West Bank CD | 721,062 | - | - | - | - | - | - | - |
| 08/21/19-Origin Bank CD | 2,013,265 | 2,013,265 | - | - | - | - | - | - |
| 08/29/19-AmEx Savings Bank CD | 247,000 | 247,000 | - | - | - | - | - | - |
| 09/13/19-East West Bank CD | 510,961 | 510,961 | - | - | - | - | - | - |
| 10/17/19-LegacyTexas Bank CD | 205,676 | - | - | - | - | - | - | - |
| 01/17/20-LegacyTexas Bank CD | 205,915 | - | - | - | - | - | - | - |
| 02/06/20-Bank OZK CDARS | 975,565 | - | - | - | - | - | - | - |
| 04/20/20-Morgan Stanley Bank CD | 200,000 | - | - | - | - | - | - | - |
| Total | \$ 17,057,653 | \$ 8,562,974 | \$ 1,629,572 | \$ 527,321 | \$ - | \$ 42,930 | \$ 589,643 | \$ 476,524 |

Allocation
June 30, 2019
Book Value

(Continued)

| | 2016 CO Bond Funds | 2016 GO Bond Funds | 2017 CO Bond Funds |
|---------------------------------|-----------------------|-----------------------|-----------------------|
| Wells Fargo - Cash | \$ - | \$ - | \$ - |
| Wells Fargo - Sweep | - | - | - |
| Financial Northeastern Co. Cash | - | - | 5,300 |
| InterBank Money Market | 124,776 | - | - |
| InterBank Insured Cash Sweep | 420,499 | - | 2,009,991 |
| TexPool LGIP | - | - | - |
| TexasCLASS LGIP | - | - | - |
| Dreyfus Money Market Fund | - | - | - |
| 07/16/19–East West Bank CD | - | - | 359,906 |
| 07/19/19–East West Bank CD | - | - | 721,062 |
| 08/21/19–Origin Bank CD | - | - | - |
| 08/29/19–AmEx Savings Bank CD | - | - | - |
| 09/13/19–East West Bank CD | - | - | - |
| 10/17/19–LegacyTexas Bank CD | - | - | 205,676 |
| 01/17/20–LegacyTexas Bank CD | - | - | 205,915 |
| 02/06/20–Bank OZK CDARS | - | - | 975,565 |
| 04/20/20–Morgan Stanley Bank CD | - | - | 200,000 |
| Total | \$ 545,275 | \$ - | \$ 4,683,414 |

Allocation
June 30, 2019
Market Value

| | Total | General Fund | Debt Service | Storm Drainage Utility | EDC | 2010 Tax Notes | Hotel Occupancy Tax | Parkland Dedication |
|---------------------------------|----------------------|---------------------|---------------------|------------------------------|-------------|-------------------|---------------------------|------------------------|
| Wells Fargo - Cash | \$ 3,676 | \$ 3,676 | \$ - | \$ - | \$ - | \$ - | \$ - | \$ - |
| Wells Fargo - Sweep | 1,084,131 | 1,084,131 | - | - | - | - | - | - |
| Financial Northeastern Co. Cash | 5,300 | - | - | - | - | - | - | - |
| InterBank Money Market | 249,553 | 124,776 | - | - | - | - | - | - |
| InterBank Insured Cash Sweep | 5,921,409 | 3,490,920 | - | - | - | - | - | - |
| TexPool LGIP | 2,799,539 | 599,716 | 1,629,572 | 527,321 | - | 42,930 | - | - |
| TexasCLASS LGIP | 1,554,696 | 488,529 | - | - | - | - | 589,643 | 476,524 |
| Dreyfus Money Market Fund | - | - | - | - | - | - | - | - |
| 07/16/19-East West Bank CD | 359,906 | - | - | - | - | - | - | - |
| 07/19/19-East West Bank CD | 721,062 | - | - | - | - | - | - | - |
| 08/21/19-Origin Bank CD | 2,013,265 | 2,013,265 | - | - | - | - | - | - |
| 08/29/19-AmEx Savings Bank CD | 246,765 | 246,765 | - | - | - | - | - | - |
| 09/13/19-East West Bank CD | 510,961 | 510,961 | - | - | - | - | - | - |
| 10/17/19-LegacyTexas Bank CD | 205,676 | - | - | - | - | - | - | - |
| 01/17/20-LegacyTexas Bank CD | 205,915 | - | - | - | - | - | - | - |
| 02/06/20-Bank OZK CDARS | 975,565 | - | - | - | - | - | - | - |
| 04/20/20-Morgan Stanley Bank CD | 200,754 | - | - | - | - | - | - | - |
| Total | \$ 17,058,173 | \$ 8,562,740 | \$ 1,629,572 | \$ 527,321 | \$ - | \$ 42,930 | \$ 589,643 | \$ 476,524 |

Allocation
 June 30, 2019
 Market Value

(Continued)

| | 2016 CO Bond Funds | 2016 GO Bond Funds | 2017 CO Bond Funds |
|---------------------------------|-----------------------|-----------------------|-----------------------|
| Wells Fargo - Cash | \$ - | \$ - | \$ - |
| Wells Fargo - Sweep | - | - | - |
| Financial Northeastern Co. Cash | - | - | 5,300 |
| InterBank Money Market | 124,776 | - | - |
| InterBank Insured Cash Sweep | 420,499 | - | 2,009,991 |
| TexPool LGIP | - | - | - |
| TexasCLASS LGIP | - | - | - |
| Dreyfus Money Market Fund | - | - | - |
| 07/16/19–East West Bank CD | - | - | 359,906 |
| 07/19/19–East West Bank CD | - | - | 721,062 |
| 08/21/19–Origin Bank CD | - | - | - |
| 08/29/19–AmEx Savings Bank CD | - | - | - |
| 09/13/19–East West Bank CD | - | - | - |
| 10/17/19–LegacyTexas Bank CD | - | - | 205,676 |
| 01/17/20–LegacyTexas Bank CD | - | - | 205,915 |
| 02/06/20–Bank OZK CDARS | - | - | 975,565 |
| 04/20/20–Morgan Stanley Bank CD | - | - | 200,754 |
| Total | \$ 545,275 | \$ - | \$ 4,684,168 |

Allocation
 March 31, 2019
 Book Value

| | Total | General Fund | Debt Service | Storm Drainage Utility | EDC | 2010 Tax Notes | Hotel Occupancy Tax | Parkland Dedication |
|----------------------------------|----------------------|----------------------|---------------------|------------------------------|-------------------|-------------------|---------------------------|------------------------|
| Wells Fargo - Cash | \$ 7,295 | \$ 7,295 | \$ - | \$ - | \$ - | \$ - | \$ - | \$ - |
| Wells Fargo - Sweep | 491,589 | 491,589 | - | - | - | - | - | - |
| Financial Northeastern Co. Cash | 2,657 | - | - | - | - | - | - | - |
| InterBank Money Market | 249,571 | 124,786 | - | - | - | - | - | - |
| InterBank Insured Cash Sweep | 6,603,208 | 4,598,403 | - | - | - | - | - | - |
| TexPool LGIP | 3,714,743 | 1,192,052 | 1,594,527 | 524,171 | 361,319 | 42,674 | - | - |
| TexasCLASS LGIP | 2,043,264 | 642,424 | - | - | - | - | 585,909 | 473,506 |
| Dreyfus Money Market Fund | 2,549 | 2,549 | - | - | - | - | - | - |
| 04/16/19-East West Bank CD | 408,684 | - | - | - | - | - | - | - |
| 04/19/19-UBS Bank USA CD | 249,000 | 249,000 | - | - | - | - | - | - |
| 04/29/19-Ally Bank Midvale UT CD | 244,000 | 244,000 | - | - | - | - | - | - |
| 07/16/19-East West Bank CD | 357,839 | - | - | - | - | - | - | - |
| 07/19/19-East West Bank CD | 716,153 | - | - | - | - | - | - | - |
| 08/21/19-Origin Bank CD | 2,000,000 | 2,000,000 | - | - | - | - | - | - |
| 08/29/19-AmEx Savings Bank CD | 247,000 | 247,000 | - | - | - | - | - | - |
| 09/13/19-East West Bank CD | 507,508 | 507,508 | - | - | - | - | - | - |
| 10/17/19-LegacyTexas Bank CD | 204,436 | - | - | - | - | - | - | - |
| 01/17/20-LegacyTexas Bank CD | 204,623 | - | - | - | - | - | - | - |
| 02/06/20-Bank OZK CDARS | 968,875 | - | - | - | - | - | - | - |
| 04/20/20-Morgan Stanley Bank CD | 200,000 | - | - | - | - | - | - | - |
| Total | \$ 19,422,996 | \$ 10,306,606 | \$ 1,594,527 | \$ 524,171 | \$ 361,319 | \$ 42,674 | \$ 585,909 | \$ 473,506 |

**Allocation
March 31, 2019
Book Value**

(Continued)

| | 2016 CO Bond Funds | 2016 GO Bond Funds | 2017 CO Bond Funds |
|----------------------------------|-----------------------|-----------------------|-----------------------|
| Wells Fargo - Cash | \$ - | \$ - | \$ - |
| Wells Fargo - Sweep | - | - | - |
| Financial Northeastern Co. Cash | - | - | 2,657 |
| InterBank Money Market | 124,786 | - | - |
| InterBank Insured Cash Sweep | 416,948 | - | 1,587,857 |
| TexPool LGIP | - | - | - |
| TexasCLASS LGIP | - | 341,425 | - |
| Dreyfus Money Market Fund | - | - | - |
| 04/16/19–East West Bank CD | - | - | 408,684 |
| 04/19/19–UBS Bank USA CD | - | - | - |
| 04/29/19–Ally Bank Midvale UT CD | - | - | - |
| 07/16/19–East West Bank CD | - | - | 357,839 |
| 07/19/19–East West Bank CD | - | - | 716,153 |
| 08/21/19–Origin Bank CD | - | - | - |
| 08/29/19–AmEx Savings Bank CID | - | - | - |
| 09/13/19–East West Bank CD | - | - | - |
| 10/17/19–LegacyTexas Bank CD | - | - | 204,436 |
| 01/17/20–LegacyTexas Bank CD | - | - | 204,623 |
| 02/06/20–Bank OZK CDARS | - | - | 968,875 |
| 04/20/20–Morgan Stanley Bank CD | - | - | 200,000 |
| Total | \$ 541,733 | \$ 341,425 | \$ 4,651,126 |

Allocation
 March 31, 2019
 Market Value

| | Total | General Fund | Debt Service | Storm Drainage Utility | EDC | 2010 Tax Notes | Hotel Occupancy Tax | Parkland Dedication |
|----------------------------------|----------------------|----------------------|---------------------|------------------------------|-------------------|-------------------|---------------------------|------------------------|
| Wells Fargo - Cash | \$ 7,295 | \$ 7,295 | \$ - | \$ - | \$ - | \$ - | \$ - | \$ - |
| Wells Fargo - Sweep | 491,589 | 491,589 | - | - | - | - | - | - |
| Financial Northeastern Co. Cash | 2,657 | - | - | - | - | - | - | - |
| InterBank Money Market | 249,571 | 124,786 | - | - | - | - | - | - |
| InterBank Insured Cash Sweep | 6,603,208 | 4,598,403 | - | - | - | - | - | - |
| TexPool LGIP | 3,714,743 | 1,192,052 | 1,594,527 | 524,171 | 361,319 | 42,674 | - | - |
| TexasCLASS LGIP | 2,043,264 | 642,424 | - | - | - | - | 585,909 | 473,506 |
| Dreyfus Money Market Fund | 2,549 | 2,549 | - | - | - | - | - | - |
| 04/16/19-East West Bank CD | 408,684 | - | - | - | - | - | - | - |
| 04/19/19-UBS Bank USA CD | 248,980 | 248,980 | - | - | - | - | - | - |
| 04/29/19-Ally Bank Midvale UT CD | 243,851 | 243,851 | - | - | - | - | - | - |
| 07/16/19-East West Bank CD | 357,839 | - | - | - | - | - | - | - |
| 07/19/19-East West Bank CD | 716,153 | - | - | - | - | - | - | - |
| 08/21/19-Origin Bank CD | 2,000,000 | 2,000,000 | - | - | - | - | - | - |
| 08/29/19-AmEx Savings Bank CD | 246,341 | 246,341 | - | - | - | - | - | - |
| 09/13/19-East West Bank CD | 507,508 | 507,508 | - | - | - | - | - | - |
| 10/17/19-LegacyTexas Bank CD | 204,436 | - | - | - | - | - | - | - |
| 01/17/20-LegacyTexas Bank CD | 204,623 | - | - | - | - | - | - | - |
| 02/06/20-Bank OZK CDARS | 968,875 | - | - | - | - | - | - | - |
| 04/20/20-Morgan Stanley Bank CD | 200,350 | - | - | - | - | - | - | - |
| Total | \$ 19,422,518 | \$ 10,305,777 | \$ 1,594,527 | \$ 524,171 | \$ 361,319 | \$ 42,674 | \$ 585,909 | \$ 473,506 |

Allocation
 March 31, 2019
 Market Value

(Continued)

| | 2016 CO Bond Funds | 2016 GO Bond Funds | 2017 CO Bond Funds |
|----------------------------------|-----------------------|-----------------------|-----------------------|
| Wells Fargo - Cash | \$ - | \$ - | \$ - |
| Wells Fargo - Sweep | - | - | - |
| Financial Northeastern Co. Cash | - | - | 2,657 |
| InterBank Money Market | 124,786 | - | - |
| InterBank Insured Cash Sweep | 416,948 | - | 1,587,857 |
| TexPool LGIP | - | - | - |
| TexasCLASS LGIP | - | 341,425 | - |
| Dreyfus Money Market Fund | - | - | - |
| 04/16/19–East West Bank CD | - | - | 408,684 |
| 04/19/19–UBS Bank USA CD | - | - | - |
| 04/29/19–Ally Bank Midvale UT CD | - | - | - |
| 07/16/19–East West Bank CD | - | - | 357,839 |
| 07/19/19–East West Bank CD | - | - | 716,153 |
| 08/21/19–Origin Bank CD | - | - | - |
| 08/29/19–AmEx Savings Bank CD | - | - | - |
| 09/13/19–East West Bank CD | - | - | - |
| 10/17/19–LegacyTexas Bank CD | - | - | 204,436 |
| 01/17/20–LegacyTexas Bank CD | - | - | 204,623 |
| 02/06/20–Bank OZK CDARS | - | - | 968,875 |
| 04/20/20–Morgan Stanley Bank CD | - | - | 200,350 |
| Total | \$ 541,733 | \$ 341,425 | \$ 4,651,476 |